

EIN DYFODOL NI I GYD ALL OUR FUTURES

Appendix B



Cardiff Youth Justice Service Performance Report Quarter 4 – January – March 2021



Gwasanaeth Prawf
Cenedlaethol
National Probation
Service



Bwrdd Iechyd Prifysgol
Caerdydd a'r Fro
Cardiff and Vale
University Health Board



Cardiff
Caerdydd



De Cymru
Comisiynydd yr Heddlu a Throseddu
Police and Crime Commissioner
South Wales



CARDIFF
CAERDYDD

GWASANAETHAU
CYFIAWNDER IEUENCTID
CAERDYDD
CARDIFF
YOUTH JUSTICE
SERVICES

Organisational Health (March – 15th May 2021)

Posts filled: Grade 8 Social Worker (start date 12/07/2021)

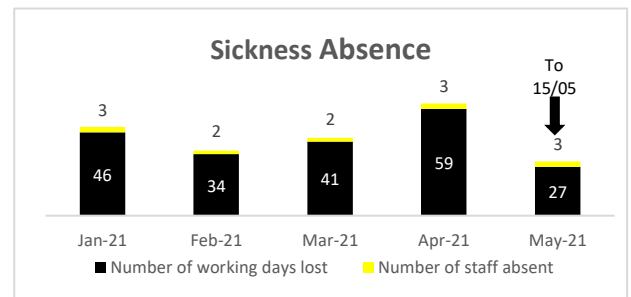
Vacancies: Volunteer Co-ordinator
Part-time Social Worker

Leavers: Full-time Social Worker (end of May)

Current issues:

Staff sickness: During this period **3** members of staff have been on sickness leave losing **127** working days as per the breakdown below:-

- Early Intervention -**1** member of staff was absent for a total of **28** working days
- Court and Case Management Team - **0** members of staff was absent for a total of **0** w/days
- Prevention Team - **2** members of staff were absent for a total of **99** working days



Staff Supervision and Team Meetings:

The target is 1 supervision per month (LA staff) and every other month for partnership staff (exc. Probation). This is the % of possible supervisions carried out.

The Prevention and Court Team Manager supervises 10 Staff

- **7** staff received **24** supervision sessions, **(120%)**
- Team Meetings - 26/32 **(81%)** (inc. Prevention Team / Court Team / Stay Safe project)

The Early Intervention Team Manager supervises 8 LA staff and 5 partnership staff

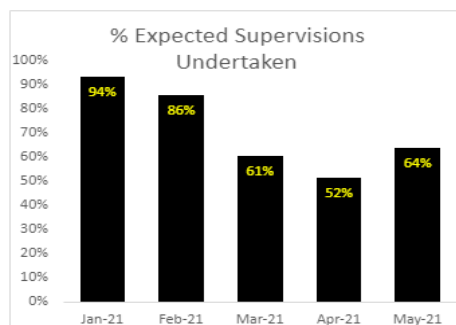
- **11** staff received **7** supervision sessions, **(29%)**
- Team Meetings – 2/3 **(67%)** (RJ Practitioner)

The Court and Case Management Team Manager supervises 8 LA staff and 6 partnership staff

- **12** Staff received **12** Supervision sessions, **(39%)**
- Team Meetings – 1/3 **(33%)**

Operational Manager supervises 5 team managers

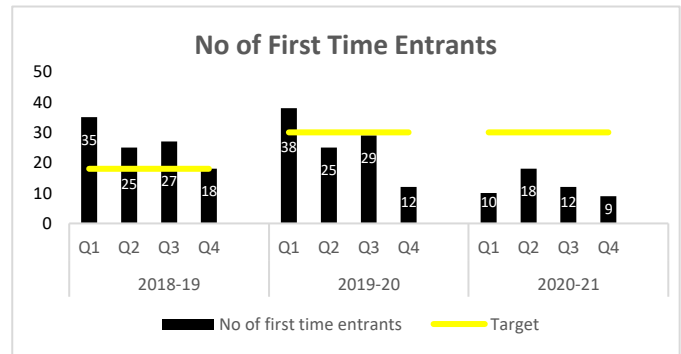
- **6** staff received **9** supervision sessions, **(82%)**
- Team Meetings – 11/11 **(100%)**



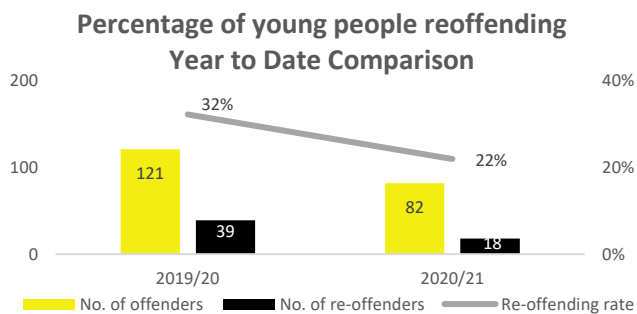
Local Picture

First Time Entrants

The local data shows there has been a 25% (12-9) reduction in the number of young people becoming an FTE when compared to Q3 with an annual outturn of 53% reduction on 2019/20. The graph shows an overall downward trend on previous years. This highlights the changes to overall conviction rates during the Covid pandemic.



Re-offending



The cohort of young people receiving a substantive outcome during Apr/May/June 2020 has been tracked for 6 months to December 2020. The local re-offending rate for Q3 has reduced from 21.7% in Q2 to 7.7% where 1 of 13 young people re-offended. The trend chart shows there has been a significant reduction in the overall number of young people re-offending when compared to the same period 2019/20.

Use of Custody

During Q4 2 young people received custodial sentences for offences including breach of statutory order and a murder charge. 3 young people were remanded into custody awaiting sentence during this period.

Welsh Devolved Indicators – 21 young people concluded a statutory community intervention

Education Training & Employment

School Age (Community) +37.7% (8). The increase in hours offered relates to 1 young person being integrated into Greenhill and another having an increased offer of hours at St. Illtyds R.C School.

Above School Age (Community) +26.8% (13). 1 young person left college as they had secured employment by the end of their court order. 1 young person increased the number of hours employed. 1 young person was EOTAS and was remanded into custody by the end of their order.

Accommodation

% Change – Community Penalties -7.1% (21)

7 young people aged 10-15 were all in suitable accommodation at the beginning and the end of their interventions. There was an increase in the number of young people who were 16+ in unsuitable accommodation at the end of the intervention due to 3 being remanded in custody.

% Change – Custody Sentences – (0).

Substance Misuse

% Commencing a SM assessment within 5 days of referral date – 100% (2)

All young people referred for an assessment were assessed within 5 days.

% Receiving Tier 1, 2, 3 or 4 Service within 10 days of assessment – 100% (2)

All young people assessed as requiring a service and agreed to engage received it within 10 days of the assessment being completed.

9 young people were identified via the screening process as requiring an assessment, all were initially referred for a substance misuse assessment with 1 referral withdrawn by the case manager prior to assessment. 2 young people were referred onto CAMHS for assessment and 1 young person was incarcerated at the time of referral

and will be re-referred upon release. **3** young people were assessed by substance misuse staff but subsequently declined to engage with the service.

Mental Health

% Commencing a MH assessment within 28 days of referral date – 0% (0)

9 of the 21 young people concluding a statutory intervention identified mental health concerns when assessed.

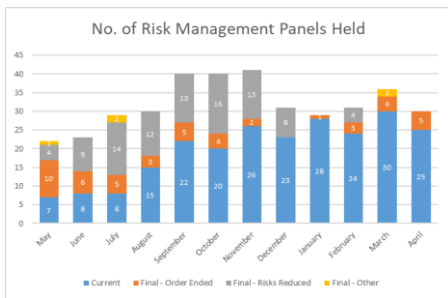
2 young person did not meet the CAMHS threshold

5 young people either had a diagnosis or had previously been referred to CAMHS

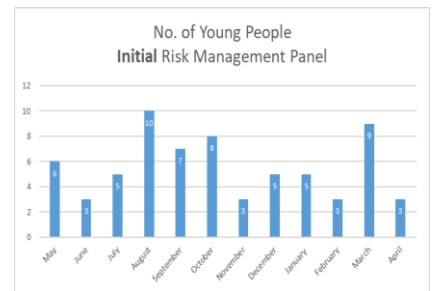
2 referrals were made to the YJS Health Worker for a mental health assessment, however, both young people refused to engage. **1** young person refusing to engage was subsequently remanded into custody and whilst in the secure estate was referred to FACTS for Tier 4 service, a forensic assessment was completed which identified PMH engagement was appropriate. Since release from custody a referral for a neurological assessment has been completed.

Youth Justice Service and Children’s Services Scorecard – April 2021

Risk Management Panels (RMP)



There have been **5** referrals to RMP during April. **30** Risk Management Panels took place during April. As at end March **23%** (33/141) of all young people currently open to YJS were ongoing at the Risk Management Panels. The **5** cases concluding were under review for an average of **3.5** months

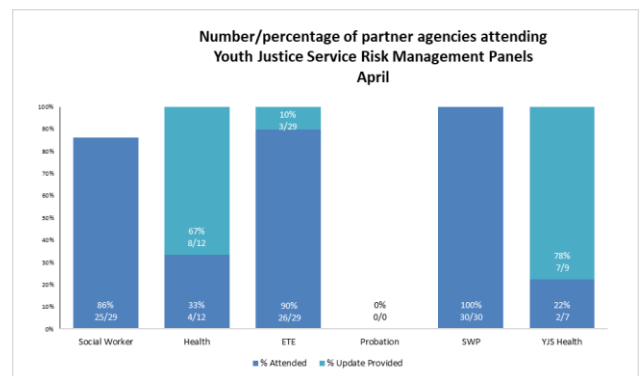


Number / percentage of cases referred to Risk Management Multi Agency Strategy Meeting with Child Sexual Exploitation (CSE) / Child Criminal Exploitation (CCE) concerns

70% (23/33) of cases currently ongoing at RMP include CSE/CCE issues. **2/5** referrals made in April had CSE / CCE concerns.

Number of cases referred to High Risk Panel

33 young people known to YJS have been referred to High Risk Panel (since April 2020). **8** cases known to YJS currently being reviewed at HRP **5** of which are currently open. **10** cases have been re-referred and **0** cases open to YJS were referred during April

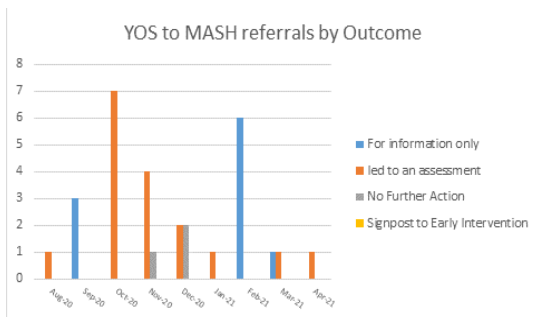


JYS Attendance at Children's Services Statutory Meetings

Meeting Type	Invites received	No. meetings attended
Core Group	3	
Care & Support	2	2
CP Conference	5	1
CLA	2	1

Non-attendance at meetings is primarily due to cases no longer being open to the JYS and in 1 instance due to an emergency medical appointment. However, in all instances where a case has been open to the JYS a full update has been provided to the social worker involved.

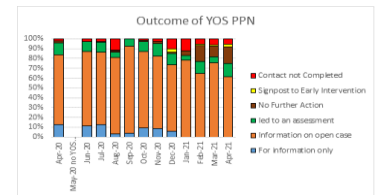
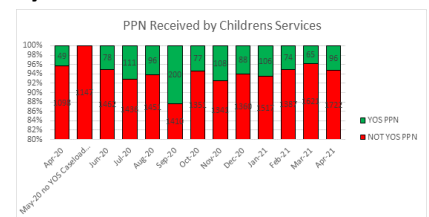
Number / percentage of cases referred to the MASH by JYS by outcome (assessment / no further action)



There has been a reducing number of referrals from YJS to MASH which have led to an assessment since January.

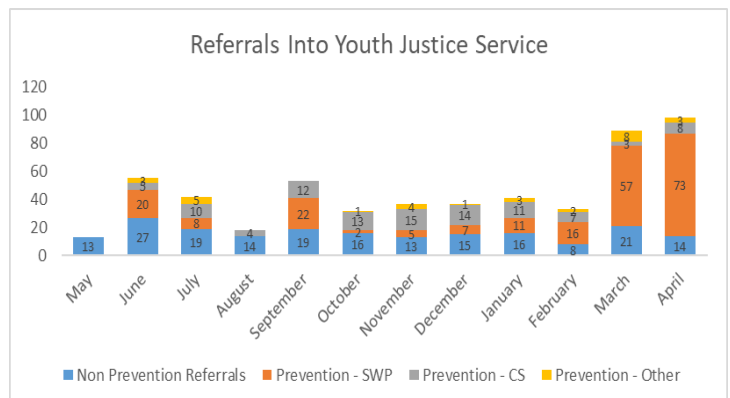
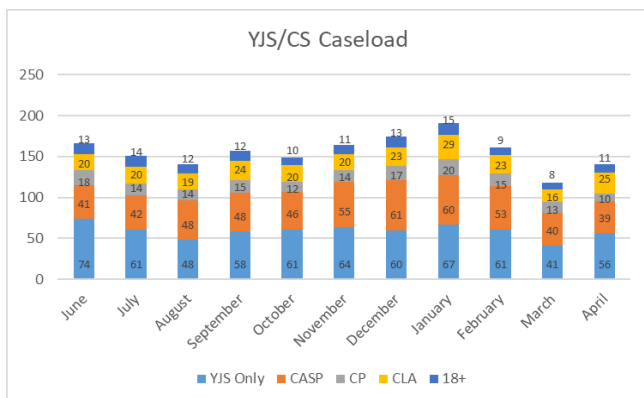
Outcomes of YJS PPN show since January none have been for information only purposes and a reducing % for information on open cases.

Number of Public Protection Notifications (PPN) relating to YJS by outcome

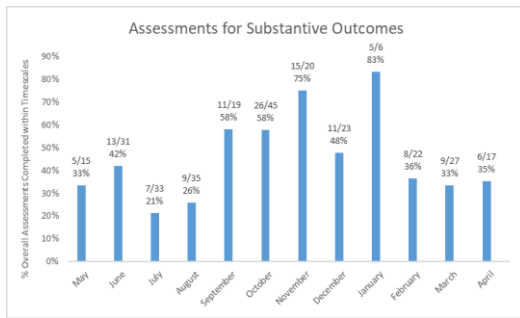


Number of closed cases audited - A target of 2 cases per team manager per month to be reviewed after case has closed 10/14 cases audited to date. The QA process has been reviewed and now includes a full case QA audit focussed on closed cases. Case Audit findings to date show recent training has impacted on the quality of assessments and intervention planning evidenced with the increased complexity presented by young people.

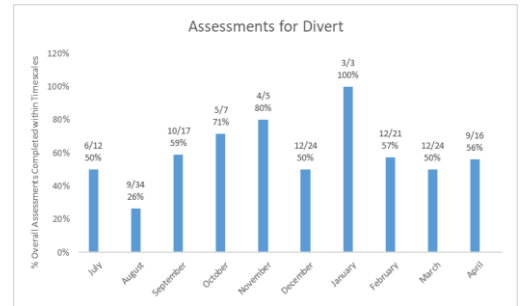
JYS/CS Caseload and Referrals in the YJS



Timeliness of ASSET+ Assessments - Standard 20 Working Days



During April - 33 assessments ended with 45% completed within the local 20 working days standard.

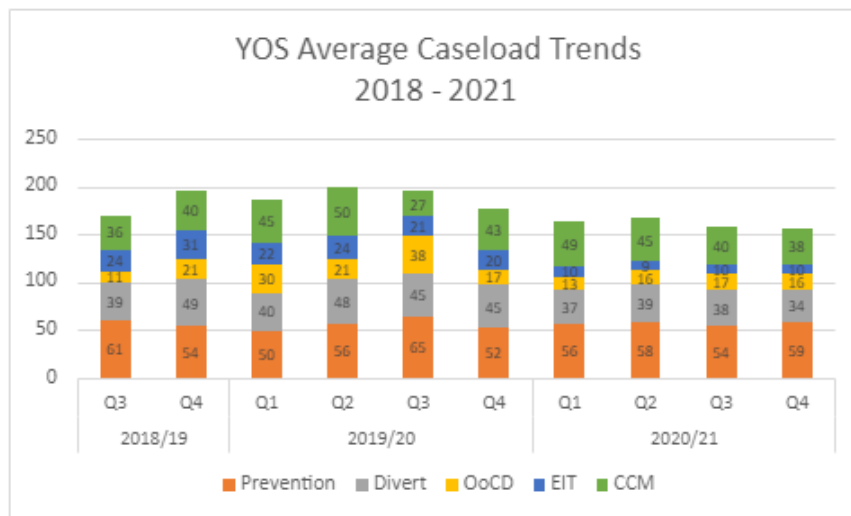


As at 01/05/2021 52 assessments were in progress with 41 in progress with the case manager and 11 awaiting countersigning.

Average number of working days to complete assessments

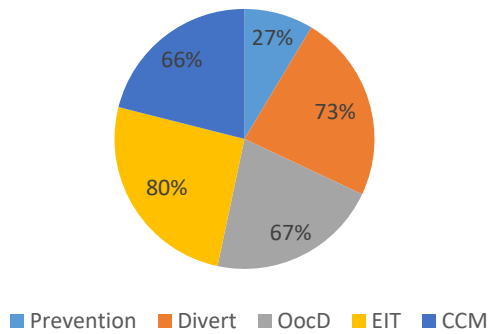
Year	Apr	May	Jun	Jul	Aug	Sep	Oct	Nov	Dec	Jan	Feb	Mar	Total Avg.
2020/21	43	42	31	87	40	20	21	17	18	15	29	26	32
2021/22	24												

Caseloads



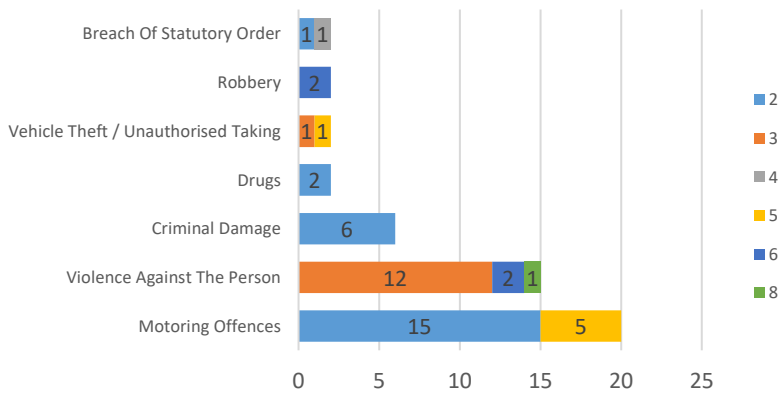
A continued reduction in average caseload numbers is apparent from the chart opposite. This in part is due to the ongoing review of the Prevention service and the impact of Covid restrictions during the fire break and lock down periods.

Q4 2020/21 % Interventions Successfully Ending



67% of substantive outcomes (CCM/EIT/OoCD) successfully completed during the period. Where Prevention and Divert interventions are engaged voluntarily the successful completion rate is significantly reduced.

Quarter 4 Breakdown of Offence Type and Seriousness



There has been a further reduction in the number of young people convicted during Q4 who have committed the same number of offences as Q3
 Q3 - 26 young people committed 49 offences, average number of offences per young person = 1.88
 Q4 – 22 young people committed 49 offences, average number of offences per young person = 2.23
 49% of all offences had a seriousness score of 2 (1 being the lowest and 6 the highest) and 22% of offences were +5.

YJB Published Comparison Data (data not published at time of completion)

Green arrows = improvement/static

Red arrows = deterioration



National and Welsh Indicator Performance	Cardiff		Wales Comparison to Cardiff YJS	S. Wales Comparison to Cardiff YJS	YOS Family Comparison to Cardiff YJS			
	2020/21	2019/20						
Number of FTE per 100,000 population of 10 to 17 year olds	New FTE data is not available, the next update date from MoJ is to be confirmed							
Proportion of Offenders who Re-offend after 12 months (October – December 2018)	38.1% ↓	55.6%	41.4%	↑	46.3%	↑	38.8%	↑
Reoffences per Offender after 12 months (October – December 2018)	1.38 ↓	2.36	1.61	↑	2.18	↑		
Reoffences per reoffender after 12 months (October – December 2018)	3.63 ↓	4.25	4.14	↑	5.64	↑	3.84	↑
Rate of Custodial Disposals per 1000 population of 10 to 17 yrs (April – March 20)	0.13 ↓	0.38	0.08	↓	0.08	↓	0.13	↔
% Change in average No. of ETE hours for school age YP at end (January – March 21)	37.7% ↑	-66.7%	36.8%	↓	26.2	↓	N/A	N/A
% Change in average No. of ETE hours for 16 plus age YP at end (January – March 21)	28.3% ↓	77.4%	23.4%	↓	30.3%	↑	N/A	N/A
% Change in YP in suitable accommodation by end of YOT community (January – March 21)	-14.3% ↓	-7.1%	-3.8%	↑	-5.2%	↑	N/A	N/A
% Change in YP in suitable accommodation by end of YOT custodial (January – March 21)	N/A	0.0%	N/A	N/A	0.0%	N/A	N/A	N/A
Proportion of children requiring substance misuse assessment starting in 5 days (January – March 21)	100% ↔	100%	83%	↓	83%	↓	N/A	N/A
Proportion of children requiring substance misuse treatment starting in 10 days (January – March 21)	100% ↔	100%	100%	↔	100%	↔	N/A	N/A
Mental health assessment within 10 days of sentence (January – March 21)	N/A	N/A	N/A	N/A	100%	N/A	N/A	N/A
Mental health service within 28 days of assessment (January – March 21)	N/A	N/A	N/A	N/A	100%	N/A	N/A	N/A

- Average figures for Welsh Indicators does not include information for Gwynedd and Ynys Mon

Feedback – Victim Engagement

Since using Microsoft Forms as the preferred method of feedback, we have seen an increase in responses. The new feedback form has been designed to capture relevant information with regards to offers of victim advocacy and involvement in the restorative process. With this data, we will be able to identify any areas for development and recognise any trends that may occur. We will be reporting on 2 separate sets of data to help establish whether the outcome of the young person involved with the Youth Justice Service has an impact on feedback from the harmed person.

Statutory - Harmed Person

During this reporting period, the feedback shows that the victim officer and the restorative process had a positive impact on the 4 people who fed back. This is reflected by the overall feeling prior to any involvement being 4.5/10 and increasing after involvement to an average of 8/10. The number of responses from statutory victims is smaller than compared to out of court, as the victim process for court outcomes tends to be longer, therefore responses may be returned at a later stage.

Out of Court harmed person

During this reporting period, the feedback shows that the victim officer and the restorative process had a positive impact on the 9 people who fed back. This is reflected by the overall feeling prior to any involvement being 7.4/10 and increasing after involvement to an average of 8.4/10. We will look to compare this data to the next set of data provided to identify any trends.

